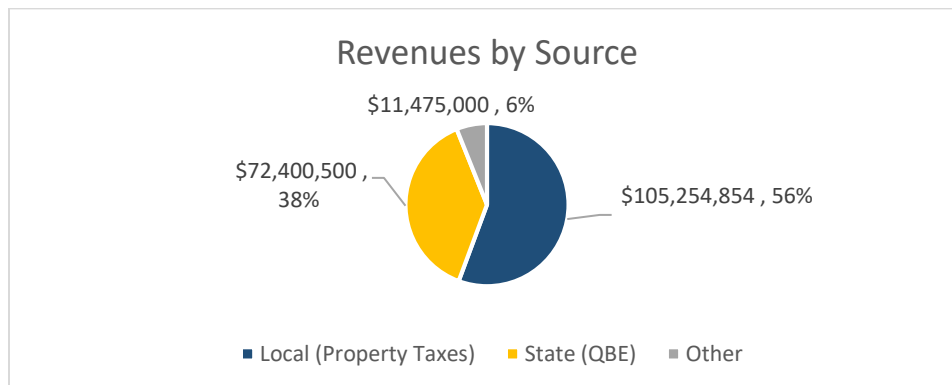


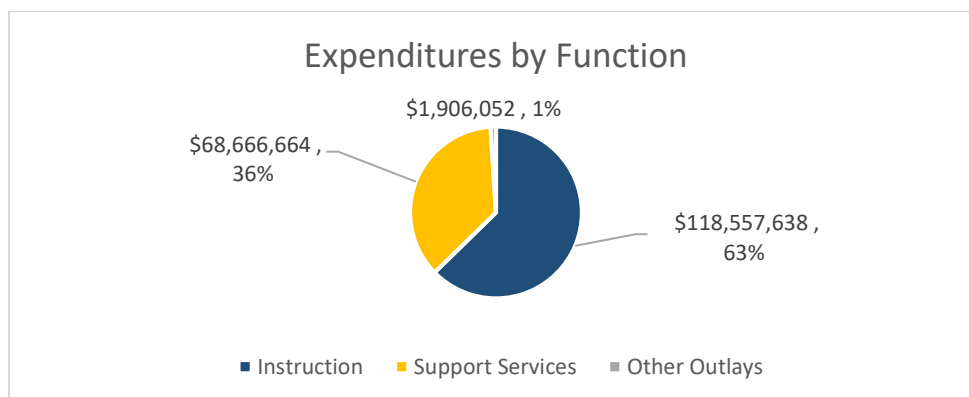


FY 2023 General Fund Initial Budget Summary

- **Estimated Beginning Fund Balance** – The estimated fund balance to start the year on July 1st, 2022 is \$49 million which represents 25.9% of FY23’s budgeted expenditures. This is a healthy reserve (above CCSD’s benchmark of 15%), the fund balance is not expected to dip below 15% throughout all of FY23.
- **Estimated Revenue** - The current estimate for total revenues sits at \$189,130,354. This estimate is based on the following assumptions.
 - 18.2% growth in the net tax digest and adoption of a millage rate at 18.8 mills.
 - Though CCSD’s enrollment is expected to stay consistent, Quality Basic Education (QBE) funding from the state will increase \$3.4 million. For FY23, QBE will be considered “fully funded” and the state will not be assessing austerity against the school district allotments. There is also an increase in funding to help offset the governor’s \$2,000 teacher raise.



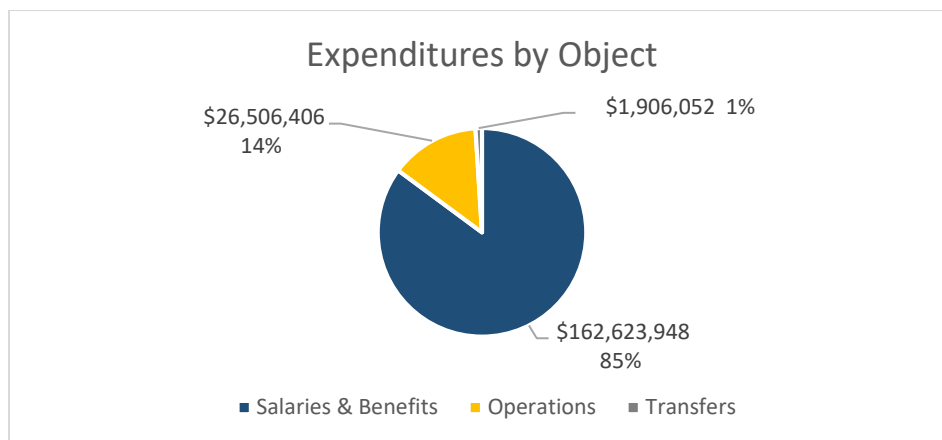
- **Budgeted Expenditures** – The current budget for FY23 sits at \$189,130,354. When broken down by function, instruction accounts for 63% and support services accounts for 36%.



When broken down by object (see below), 85% of the FY23 general fund budget consists of salaries and benefits. Funding for the following positions are included:

- 9 Board Members
- 1,324 Certified Employees
- 767 Classified Employees

Internal transfers to other funds account for 1% and include allocations for ROTC (fund 482), equalization of Pre-K salaries (funds 560 and 561), and Better Every Day grants (funds 121 and 122). Operational expenditures account for 14% of the budget and includes everything that's not salary and benefits nor a transfer out.



- **Ending Fund Balance** – The estimated fund balance at the end of the year on June 30th, 2023 is \$49 million. It is important to note this is equal to the beginning fund balance; the FY23 budget is balanced.
- **Important Links-**
 - [Budget Presentation](#) – refer to the budget presentation at the April 7th work session for a deeper dive into what's included in this budget and how it supports the strategic plan.
 - [Interactive Budget Dashboard](#) – Refer to the following dashboard for a breakdown of the budget by object and by position, organized by cost center.

Contacting CCSD's Financial Management:

This report is designed to provide our citizens, taxpayers, investors and creditors with a general overview of CCSD's budgeted finances and plan for the money it receives. If you have questions about this report or need additional financial information, contact Mr. Byron Schueneman, Chief Financial Officer, Clarke County Board of Education, 595 Prince Avenue, Athens, Georgia 30601. You may also email your questions to Mr. Schueneman at schuenemanb@clarke.k12.ga.us.



**Clarke
County
School
District**

**FY 2023 Initial Budget
General Fund**

	ORIGINAL BUDGET	OTHER	PERSONNEL	OPERATING	TENTATIVE BUDGET
BEGINNING FUND BALANCE					49,000,000
REVENUES					
Local Sources					
Property Taxes (Ad Valorem)	\$ 105,254,854				\$ 105,254,854
Property Taxes (Other R/E Taxes)	2,250,000				2,250,000
Sales Taxes (TAVT)	5,280,000				5,280,000
Tuition from other GA LUAs	-				-
Transportation Fees	150,000				150,000
Investment Income	75,000				75,000
Rentals	10,000				10,000
Federal Indirect Cost Rate	3,115,000				3,115,000
Other Local Revenue	560,000				560,000
Sale of Fixed Assets					-
State Sources					
QBE Formula Earnings	72,400,500				72,400,500
QBE Allotment Operating Costs	-				-
OBE Allotment Reduction	-				-
State Categorical Grants	-				-
QBE Contra Account	-				-
On-Behalf (TRS)	-				-
On-Behalf (PSER)	-				-
Funds From Other State Agencies	35,000				35,000
Other					
Impact Aid					-
Transfers In					-
Total Revenues	189,130,354	-	-	-	189,130,354
EXPENDITURES					
Instruction	118,557,638	-	112,487,576	6,070,062	118,557,638
Support Services					
Pupil Services	9,028,387		6,427,061	2,601,326	9,028,387
Improvement of Instructional Services	7,596,223		6,796,546	799,677	7,596,223
Instructinal Staff Training	924,472		249,983	674,489	924,472
Educational Media Services	2,311,643		2,130,816	180,827	2,311,643
General Administration	1,600,510		1,023,690	576,820	1,600,510
School Administration	11,084,344		10,960,117	124,227	11,084,344
Business Administration	2,204,057		1,401,239	802,818	2,204,057
Maintenance and Operation of Plant	20,048,789		10,853,997	9,194,792	20,048,789
Student Transportation Services	9,867,397		7,632,903	2,234,494	9,867,397
Central Support Services	3,749,702		2,524,960	1,224,742	3,749,702
Other Support Services	251,140		135,060	116,080	251,140
Food Services Operation	-			-	-
Facility Acquisition and Construction					-
Other Outlays (Transfers Out)	1,906,052			1,906,052	1,906,052
Total Expenditures	189,130,354	-	162,623,948	26,506,406	189,130,354
ENDING FUND BALANCE					\$ 49,000,000



FY 2023 Initial Budget
Summary by Cost Center / Function

COST CENTER	1000	2100	2210	2213	2220	2300	2400	2500	2600	2700	2800	2900	5000	TOTAL
	Instruction	Pupil Services	Improvement of Instructional Services	Instructional Staff Training	Educational Media Services	General Administration	School Administration	Business Administration	Maintenance and Operation of Plant	Student Transportation Services	Central Support Services	Other Support Services	Other Outlays (Transfers Out)	
CLARKE CENTRAL HIGH SCHOOL	1700	11,895,431	495,777	204,106		207,353					1,175,336			13,978,003
CLASSIC CITY PERF LEARNING CTR	1800	447,876	7,644								211,575			667,095
CEDAR SHOALS HIGH SCHOOL	2100	10,366,494	399,832	604,516		191,438					1,213,261			12,775,541
CLARKE MIDDLE SCHOOL	2300	6,402,013	145,369	193,366							444,220			7,298,764
W. R. COILE MIDDLE SCHOOL	2400	5,309,353	65,651	182,513							593,596			6,259,490
BURNEY-HARRIS-LYONS MIDDLE SCH	2500	5,337,435	65,651	191,883							562,054			6,238,654
HILSMAN MIDDLE SCHOOL	2900	5,771,005	37,991	91,196							512,902			6,516,135
ALPS ROAD ELEMENTARY SCHOOL	3200	3,144,849	90,063	165,556							364,153			3,844,508
BARNETT SHOALS ELEM SCHOOL	3500	4,336,578	46,644	116,629							84,625			5,039,206
BARROW ELEMENTARY SCHOOL	3800	4,079,931	18,984	107,933							114,136			4,721,891
CHASE STREET ELEM SCHOOL	4100	4,064,633	46,644	117,718							100,227			4,737,539
CLEVELAND ROAD ELEM SCHOOL	4200	3,672,287	46,644	102,365							83,524			4,286,691
HOWARD B STROUD ELEM SCHOOL	4300	4,075,723	18,984	233,575							82,118			4,819,308
WHIT DAVIS ROAD ELEM SCHOOL	4400	3,992,814	18,984	110,991							95,518			4,634,680
FOWLER DRIVE ELEM SCHOOL	5000	3,727,496	18,984	117,768							93,471			4,324,092
GAINES ELEMENTARY SCHOOL	5300	4,779,441	90,013	105,483							402,214			5,464,213
HARRIS ELEMENTARY SCHOOL	5500	3,717,648	18,984	116,699							71,036			4,316,249
OGLETHORPE AVENUE ELEM SCHOOL	6000	5,568,751	18,984	105,287							102,747			6,184,224
TIMOTHY ROAD ELEM SCHOOL	6300	4,965,082	18,984	93,609							113,941			5,578,253
WHITEHEAD ROAD ELEM SCHOOL	6500	6,377,902	88,987	113,658							492,050			7,183,564
WINTERVILLE ELEM SCHOOL	6800	3,457,753	18,984	216,544							105,921			4,204,439
CCSD LEARNING CENTER	7100	570,151	82,957								152,042			805,150
SUPERINTENDENT	9010					963,604								963,604
TECHNOLOGY SERVICES	9100	1,890,190									925,436			2,815,626
DISTRICT SERVICES	9200					390,478								390,478
TRANSPORTATION	9210									9,867,397				9,867,397
CUSTODIAL SERVICES	9220								7,755,952					7,755,952
PLANT SERVICES	9260								9,226,867					9,226,867
SECURITY	9270								1,476,699					1,476,699
SAFETY & ENERGY	9290								1,589,271					1,589,271
INSTRUCTIONAL SERVICES	9300		538,502											538,502
TEXTBOOKS	9306	1,696,708												1,696,708
FINE ARTS	9307	76,900												76,900
TEACHING & LEARNING	9310	28,926	753,726											782,652
INSTRUCTIONAL TECHNOLOGY	9311	196,682	3,230											199,912
INFORMATION SUPPORT	9312										557,671			557,671
STUD ACHIEVEMENT & EDUC EQUITY	9320	799,120	4,025	201,200		180,827	443							1,185,615
APPLIED LEARNING	9330	241,034		142,378										383,412
ATHENS COMMUNITY CAREER ACADEM	9335	1,096,362						13,755			631,251			1,741,368
ASSESSMENT	9340		890,071	242,037										1,132,108
ACCOUNTABILITY	9345			415,011										415,011
EARLY LEARNING & FAMILY ENGAGE	9350	33,017		57,512										90,529
ESOL	9360		1,475	181,434										182,909
GIFTED	9361			258,362										258,362
PROFESSIONAL DEVELOPMENT	9380				895,800								59,000	954,800
SCHOOL COUNSELING & SEL	9390		166,563											166,563
HUMAN RESOURCES	9400		10,860								1,801,740			1,812,600
STUDENT SERVICES	9500		132,808					232,230						365,038
SPECIAL EDUCATION	9510	3,125,578	1,611,029	722,104	22,750									5,481,461
SCHOOL SOCIAL WORK	9520		1,027,473											1,027,473
SCHOOL PSYCHOLOGY	9530		1,149,037		5,922									1,154,959
SCHOOL NURSES	9540		1,888,547											1,888,547
RESTORATIVE PRACTICES	9560		284,760											284,760
ENROLLMENT SERVICES	9570											192,140		192,140
FINANCE & BUSINESS SERVICE	9600							1,756,418						1,756,418
PURCHASING & CONTRACTS	9630							447,639						447,639
COMMUNITY ENGAGEMENT	9700		574,703											574,703
GOVERNANCE & CHARTER	9710		165,523											165,523
FAMILY & COMMUNITY ENGAGEMENT	9720		49,106											49,106
COMMUNICATIONS	9730										464,855			464,855
UNDESIGNATED	9999	3,232,475											1,906,052	5,138,527
TOTAL		118,557,638	9,028,387	7,596,223	924,472	2,311,643	1,600,510	11,084,344	2,204,057	20,048,789	9,867,397	3,749,702	251,140	189,130,354



**Clarke
County
School
District**

**FY 2023 Initial Budget
Comparison to FY 2022**

	FY 22 APPROVED BUDGET	FY 23 TENTATIVE BUDGET	AMOUNT DIFFERENCE	PERCENT DIFFERENCE
BEGINNING FUND BALANCE	36,500,000.00	49,000,000.00	12,500,000	34.2%
REVENUES				
Local Sources				
Property Taxes (Ad Valorem)	94,895,733	105,254,854	\$ 10,359,121	\$ 10.9%
Property Taxes (Other R/E Taxes)	1,500,000	2,250,000	750,000	50.0%
Sales Taxes (TAVT)	4,440,000	5,280,000	840,000	18.9%
Tuition from other GA LUAs	-	-	-	-
Transportation Fees	250,000	150,000	(100,000)	-40.0%
Investment Income	50,000	75,000	25,000	50.0%
Rentals	10,000	10,000	-	0.0%
Federal Indirect Cost Rate	450,000	3,115,000	2,665,000	592.2%
Other Local Revenue	500,000	560,000	60,000	12.0%
Sale of Fixed Assets	-	-	-	-
State Sources				
QBE Formula Earnings	71,971,027	72,400,500	429,473	0.6%
QBE Allotment Operating Costs	-	-	-	-
QBE Allotment Reduction	(3,000,000)	-	3,000,000	-100.0%
State Categorical Grants	-	-	-	-
QBE Contra Account	-	-	-	-
On-Behalf (TRS)	-	-	-	-
On-Behalf (PSER)	-	-	-	-
Funds From Other State Agencies	85,000	35,000	(50,000)	-58.8%
Other				
Impact Aid	-	-	-	-
Transfers In	-	-	-	-
Total Revenues	171,151,760	189,130,354	17,978,594	10.5%
EXPENDITURES				
Instruction	113,035,577	118,557,638	5,522,061	4.9%
Support Services				
Pupil Services	7,338,476	9,028,387	1,689,911	23.0%
Improvement of Instructional Services	6,323,076	7,596,223	1,273,147	20.1%
Instructinal Staff Training	776,318	924,472	148,154	19.1%
Educational Media Services	2,211,244	2,311,643	100,399	4.5%
General Administration	1,571,847	1,600,510	28,663	1.8%
School Administration	10,438,662	11,084,344	645,682	6.2%
Business Administration	1,957,242	2,204,057	246,815	12.6%
Maintenance and Operation of Plant	18,866,021	20,048,789	1,182,768	6.3%
Student Transportation Services	9,711,376	9,867,397	156,021	1.6%
Central Support Services	3,494,569	3,749,702	255,133	7.3%
Other Support Services	135,300	251,140	115,840	85.6%
Food Services Operation	-	-	-	-
Facility Acquisition and Construction	-	-	-	-
Other Outlays (Transfers Out)	1,792,052	1,906,052	114,000	6.4%
Total Expenditures	177,651,760	189,130,354	11,478,594	6.5%
CARES/ARPA	(6,500,000)	-	6,500,000	-100.0%
CHANGE IN FUND BALANCE	-	-	-	-
ENDING FUND BALANCE	36,500,000	49,000,000	\$ 12,500,000	\$ 34.2%



FY 2023 Initial Budget
Board Approved Expenditures > \$50K

COST CENTER NAME	FUNDING SOURCE	VENDOR	DESCRIPTION / ADDITIONAL INFORMATION	BUDGETED AMOUNT
ACCA	GENERAL FUND (100)	WORKFORCE INNOVATORS	CONTRACTED SERVICES WITH WORKFORCE INNOVATORS FOR WELDING/MANUFACTURING CLASS.	\$ 53,040.00
ACCTBLTY	GENERAL FUND (100)	ILLUMINATE EDUCATION	ILLUMINATE BASE ANNUAL SUBSCRIPTION	\$ 65,000.00
ASSESSMENT	GENERAL FUND (100)	CURRICULUM ASSOCIATE	IREADY TESTING FOR ALL STUDENTS AT ALL SCHOOLS	\$ 599,000.00
ASSESSMENT	GENERAL FUND (100)	PROGRESS LEARNING	USA TESTPREP	\$ 60,038.00
COMM ENGAG	GENERAL FUND (100)	LANGUAGE LINE SERVIC	LANGUAGE LINE FOR THE DISTRICT- TRANSLATIN AND INTERPRETATION RESOURCE FOR STAFF AND FAMILIES	\$ 60,000.00
COMMUNICAT	GENERAL FUND (100)	BLACKBOARD	WEBSITE HOSTING & COMMUNICATION TOOL ANNUAL FEE	\$ 70,000.00
FINANCE	GENERAL FUND (100)	TYLER TECHNOLOGIES I	MUNIS ANNUAL FEE (SAAS)- APPLICATION SERVICES	\$ 311,060.00
INFO SUPPT	GENERAL FUND (100)	INFINITE CAMPUS INC	INFINITE CAMPUS ANNUAL LICENSE -BASED OFF OCT FTE COUNTS	\$ 120,000.00
PLANT SVC	GENERAL FUND (100)	GEE HEATING AND AIR	AIR FILTER SERVICE MAINTNENCE AGREEMENTS	\$ 99,900.00
PLANT SVC	GENERAL FUND (100)	HOUSEMAN SERVICES	FY2023 NEW LAWN MAINTENANCE CONTRACT	\$ 387,292.00
PLANT SVC	GENERAL FUND (100)	MOBILE MODULAR MANAG	PORTABLE RENTAL (PAID MONTHLY @ \$7,266)	\$ 87,192.00
PLANT SVC	GENERAL FUND (100)	MOBILE MODULAR MANAG	PORTABLE RENTAL (PAID MONTHLY @ \$8,265)	\$ 99,180.00
PROF DEV	GENERAL FUND (100)	CARNEGIE LEARNING IN	CONSULTANTS FOR MATH	\$ 72,000.00
PROF DEV	GENERAL FUND (100)	EDUCATION ADVANCED,	DISTRICT RENEWAL EDUCATION ADVANCED - MASTER SCHEDULING FOR MIDDLE AND HIGH	\$ 54,000.00
PROF DEV	GENERAL FUND (100)	HEINEMANN	CONSULTANTS FROM HOUGHTON MIFFLIN HARCOURT	\$ 77,978.00
PROF DEV	GENERAL FUND (100)	NORTHEAST GA RESA	ANNUAL RESA DUES	\$ 59,000.00
PROF DEV	GENERAL FUND (100)	TEACHERS COLLEGE COL	CONSULTANTS FOR HOMEGROWN INSTITUTE	\$ 74,100.00
PROF DEV	GENERAL FUND (100)	UGA RESEARCH FOUNDAT	UGA DUAL LANGUAGE PROGRAM FOR OGL	\$ 53,000.00
PROF DEV	GENERAL FUND (100)	CARNEGIE LEARNING IN	CONSULTANTS FOR ELA	\$ 77,000.00
PURCH/CONT	GENERAL FUND (100)	GRIFFIN & STRONG, P.C.	DISPAIRITY STUDY	\$ 150,000.00
PURCH/CONT	GENERAL FUND (100)	LEAF CAPITAL FUNDING	MONTHLY LEASE CHARGES (LEAF CAPITAL FINANCE) FOR COPIER MACHINES DISTRICT WIDE.	\$ 110,976.00
REST PRACT	GENERAL FUND (100)	INTERNATIONAL INSTIT	IIRP RESTORATIVE PRACTICES RFP	\$ 80,000.00
SAFETY/ENG	GENERAL FUND (100)	GA SCHOOL BOARDS	LIABILITY INSURANCE PREMIUM PAYMENTS (3) TO GSBA TO INCLUDE CYBER-RISK COVERAGE.	\$ 490,002.00
SAFETY/ENG	GENERAL FUND (100)	GA SCHOOL BOARDS	GSBA WORKER'S COMPENSATION	\$ 855,000.00
SCH COUNSE	GENERAL FUND (100)	7 MINDSETS ACADEMY	SECONDARY SEL PROGRAMM 7 MINDSTEPS FOR SCHOOLS RENEWAL ONLINE SOCIAL AND EMOTIONAL LEARNING SOLUTIONS. FEATURING SEL CURRICULUM AND TRAINING FOR K-12 EDUCATION. 7 MINDSETS PORTAL FEATURES AGE-APPROPRIATE SEL CURRICULUM, PROFESSIONAL DEVELOPMENT AND VALUABLE RESOURCES FOR STUDENTS, TEACHERS, AND THE COMMUNITY.	\$ 51,700.00
SECURITY	GENERAL FUND (100)	ACCPD	SRO CONTRACT FOR THE FISCAL SCHOOL YEAR 2022-23.	\$ 325,000.00
SPEC ED	GENERAL FUND (100)	NORTHEAST GA RESA	RESA SHARED SERVICES & GNETS FOR SPED INCLUDING OCCUPATIONAL THERAPY, RUTLAND, PHYSICAL THERAPY, AND DHH TEACHERS.	\$ 300,000.00
SPEC ED	GENERAL FUND (100)	NORTHEAST GA RESA	RESA SHARED SERVICES & GNETS FOR SPED INCLUDING OCCUPATIONAL THERAPY, RUTLAND, PHYSICAL THERAPY, AND DHH TEACHERS.	\$ 1,017,000.00
SPEC ED	GENERAL FUND (100)	UGA RESEARCH FOUNDAT	2 CLASSES AT CLEVELAND RD RUN BY UGA FOR SPED STUDENTS (CABER)	\$ 225,000.00
SPEC ED	GENERAL FUND (100)	UNIVERSITY OF GEORGI	INTENSIVE BEHAVIOR SUPPORT THROUGH ABA CLINIC	\$ 173,160.00
STUD ACHV	GENERAL FUND (100)	BRANCHING MINDS INC	RESPONSE TO INTERVENTION PLATFORM K-12	\$ 75,000.00
SUPER	GENERAL FUND (100)	HALL BOOTH SMITH P.C	LEGAL BUDGET	\$ 138,000.00
TECH SVC	GENERAL FUND (100)	AT & T	AT&T CLUB SERVICE - LAND LINES FOR DISTRICT	\$ 171,400.00
TECH SVC	GENERAL FUND (100)	CDW GOVERNMENT INC	PALO ALTO SUPPORT - FIREWALL	\$ 51,343.00
TECH SVC	GENERAL FUND (100)	CDW GOVERNMENT INC	CISCO FLEX - SOFTWARE (DESK TELEPHONE SERVICE	\$ 103,897.00
TECH SVC	GENERAL FUND (100)	CDW GOVERNMENT INC	ANNUAL RENEWAL: MICROSOFT WINDOWS AGREEMENT	\$ 111,413.00
TECH SVC	GENERAL FUND (100)	VERIZON WIRELESS LLC	STAFF, BOARD MEMBER CELL/SMART PHONE & IPAD SERVICE: VERIZON WIRELESS	\$ 180,000.00
TECH SVC	GENERAL FUND (100)	CISCO	CISCO AMP (WINDOWS ANTIVIRUS)	\$ 100,000.00
TECH SVC	GENERAL FUND (100)	ALPHABET, INC	GOOGLE WORKSPACE FOR EDUCATION PLUS	\$ 64,265.00
TEXTBOOKS	GENERAL FUND (100)	CARNEGIE LEARNING IN	MATH ADOPTION (MIDDLE)	\$ 100,000.00
TEXTBOOKS	GENERAL FUND (100)	EDGENUITY INC.	EDGINUITY EDUCATION 2020 MS & HS - VIRTUAL SCHOOL	\$ 65,236.00
TEXTBOOKS	GENERAL FUND (100)	FOLLETT SCHOOL SOLUT	FOLLETT DESTINY TEXTBOOK MANAGER	\$ 55,200.00
TEXTBOOKS	GENERAL FUND (100)	GREAT MINDS PBC	MATH ADOPTION EUREKA MATH (ELEMENTARY)	\$ 410,000.00
TEXTBOOKS	GENERAL FUND (100)	HEINEMANN	HOUGHTON MIFFLIN- ANNUAL RENEWALS (MATH 180, DO THE MATH, DO THE MATH NOW, READ 180, SYSTEM 44)	\$ 74,000.00
TEXTBOOKS	GENERAL FUND (100)	KENDALL HUNT PUBLISH	MATH ADOPTION (HIGH)	\$ 75,000.00
TEXTBOOKS	GENERAL FUND (100)	NEWSELA	NEWSELA INC ANNUAL RENEWAL - SOCIAL STUDIES AND ELA CONNECTION. PROVIDES ARTICLES AND INFORMATIONAL TEXT FOR STUDENTS.	\$ 62,625.00
TRANSPORT	GENERAL FUND (100)	BOSWELL OIL	SCHOOL BUSES TOTAL FUEL MASTER TRANSACTIONS FOR YEAR AND USED GALLONS	\$ 787,500.00
TRANSPORT	GENERAL FUND (100)	EDUCATION LOGISTICS	STUDENT RIDERSHIP ADDED FOR 2022 - NEW ITEM FROM SAMSARA AND EDULOG TO TACK STUDENT GETTING ON and off the BUS WITH ID CARD.	\$ 50,000.00
TRANSPORT	GENERAL FUND (100)	EDUCATION LOGISTICS	SAMSARA FEE FOR GPS AND APP LOCATION SYSTEM.	\$ 110,000.00
TRANSPORT	GENERAL FUND (100)	EDUCATION LOGISTICS	PROPANE FOR SCHOOL BUSES	\$ 90,000.00
UNDESIG	GENERAL FUND (100)	EDUCATION STAFFING SOLUTIONS	EDUCATION STAFFING SOLUTIONS - CLASSIFIED SUBS	\$ 200,000.00
UNDESIG	GENERAL FUND (100)	EDUCATION STAFFING SOLUTIONS	EDUCATION STAFFING SOLUTIONS - CERT SUBS	\$ 1,000,000.00
INSTRUCTION	GENERAL FUND (100)	MAXIM STAFFING	STAFFING COMPANY TO ADDRESS UNFILLED TEACHING AND PARA POSITIONS	\$ 100,000.00
INSTRUCTION	GENERAL FUND (100)	THERAPY TRAVELERS STAFFING	STAFFING COMPANY TO ADDRESS UNFILLED TEACHING AND PARA POSITIONS	\$ 100,000.00
INSTRUCTION	GENERAL FUND (100)	SUNBELT STAFFING	STAFFING COMPANY TO ADDRESS UNFILLED TEACHING AND PARA POSITIONS	\$ 100,000.00